

AIPHONE

IXG SYSTEM

Full IP Residential System



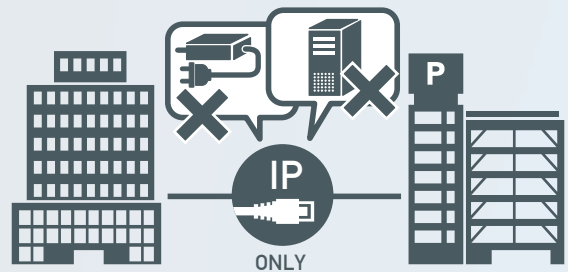
IXG System IP-based Residential System



The IXG System is a full IP Residential system which adds convenience to your lifestyle. Thanks to the IXG Smartphone app, you can respond to visitors while out. Integration is a key aspect of the IXG system. The system is perfect for complex buildings with mixed residential and commercial systems.

IP-based Peer to Peer system

Communicate between Video Tenant Stations and Video Entrance Stations with no distance limitations. To reduce further costs, no servers are required.



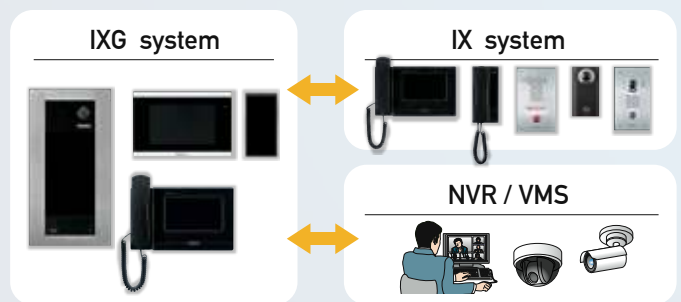
Smartphone App Available

Never miss a call while away from home. You can answer a call with your smartphone.



Integration

Integration with IX system and network camera system.



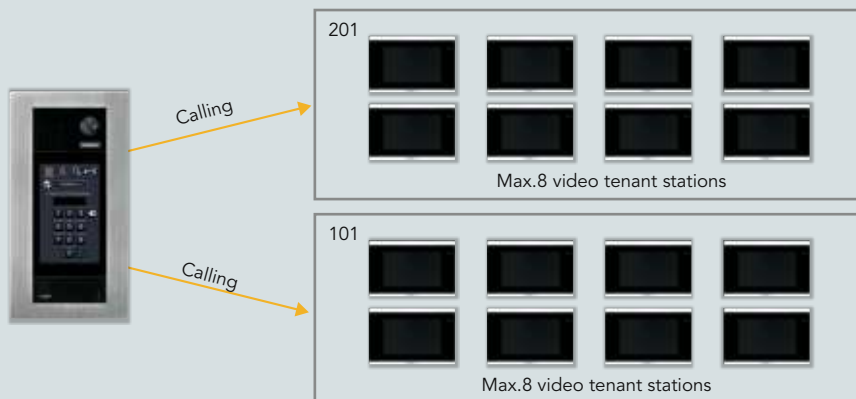
Video Tenant Station IXG-2C7



- 7-inch touchscreen LCD • Easy to recognise visitors with the High-resolution display.
- Thin design • Blends in perfectly with any decor.

Calling flow

Call up to 8 maximum video tenant stations at the same time.



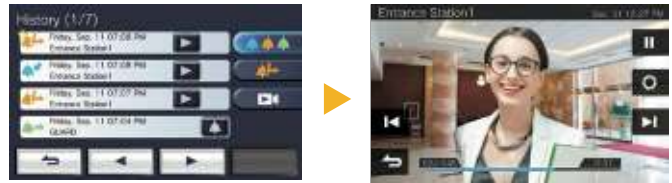
Receiving an incoming call and recording

Incoming call and commutation with visitors.



Recording

Video/audio recordings can be selected from the history to be viewed.



- Specification of recommended microSD card

Recording function cannot be used without microSD card.

Standard	microSDHC memory card
Supported storage capacity	4 GB to 32 GB
Format	FAT32
Speed classes	SD speed class 10

Registration of mobile devices

Up to 8 mobile devices can be registered per tenant.



Max.8 Mobile devices



Calling the lift

You can call the lift to your floor.
(A lift control adaptor is required.)



Lift

Monitoring for security

Monitoring a door station




Monitoring an entrance station



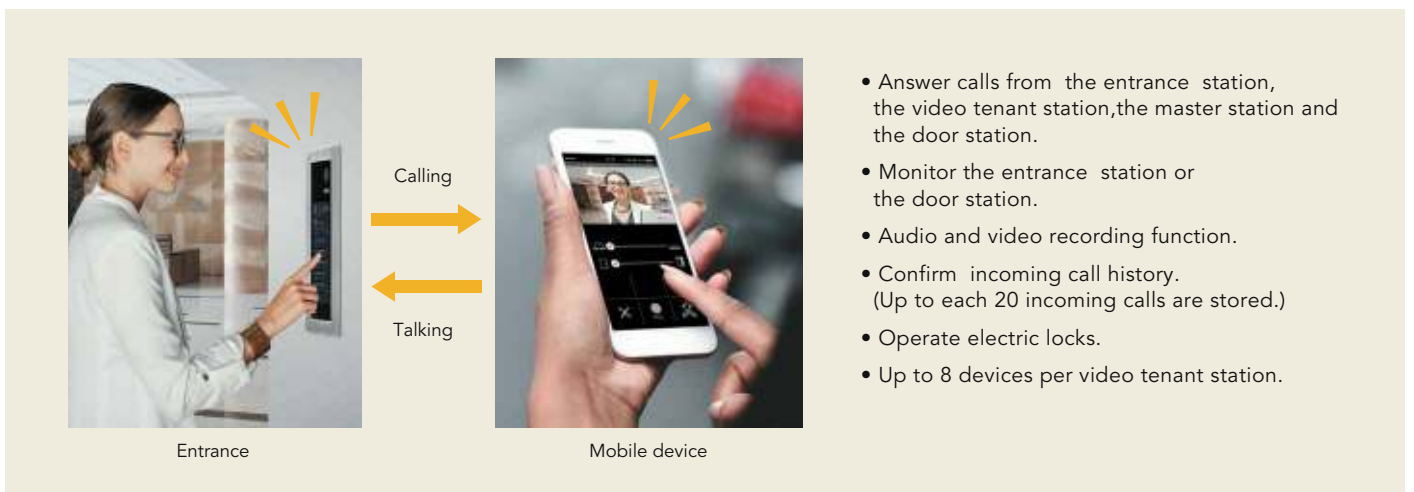
Monitoring an IP camera



Intercom App®



Answer calls anywhere inside or outside your home



Usage Example

CASE 1
Answer calls anywhere inside or outside your home

CASE 2
Handle deliveries when you are not at home

CASE 3
Communicate with children at home

How to use the smartphone app Simple & easy download instructions for users.

- 1 Install application** Free Download

Intercom App® AIPHONE IXC
Both iOS and Android are available

* Android is a trademark of Google LLC.
* IOS is a trademark or registered trademark of Cisco in the U.S. and other countries and is used under license.
- 2 Scan the QR code**

Scan the QR code distributed from the guard or management company, or the QR code shown on the tenant station screen.

* QR code is a registered trademark of Denso Wave Incorporated.
- 3 Confirm operation**

Configuration is complete if you can communicate with visitors.

* No video will be displayed for Door stations without cameras.
* The ringtone and other settings can be changed on the Settings screen.

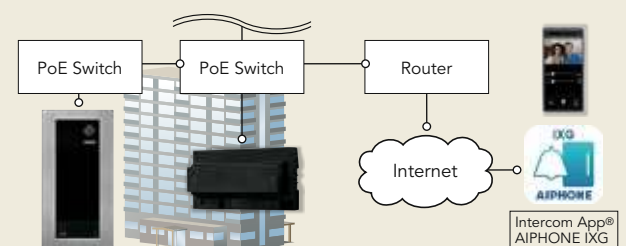
Recording

You can view audio and video on your mobile device.

View the audio and video

ATTENTION

A gateway adaptor is required to make calls to mobile applications by connecting to the Internet.



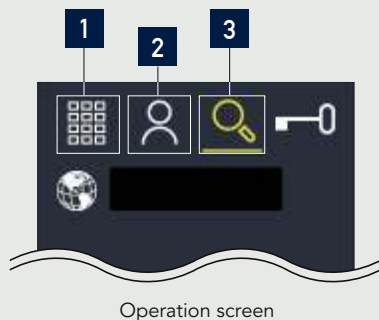
* Depending on the network environment or other factors, audio or video dropout, delays, lower frame rates, or other loss of correct operation might occur.

Video Entrance station IXG-DM7



How to call the rooms

There are three types of operation screens. They can be selected by tapping the icon at the top of the screen. Select any option to call.



* Up to 100 addresses


Audio and video recording

Video and audio can be recorded on a microSD card in the video entrance station.



Integration with NVR/VMS

IXG-DM7 is compatible with the ONVIF Profile S. This allows video entrance station to be used with NVR/VMS.



12 languages available

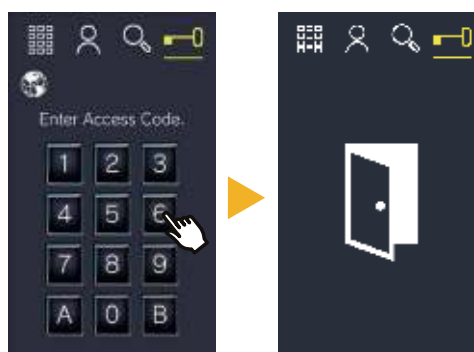
Visitors can select the display language.

Change language button



Door release by Access Code

An electric door can be released by entering an Access Code using the keypad.



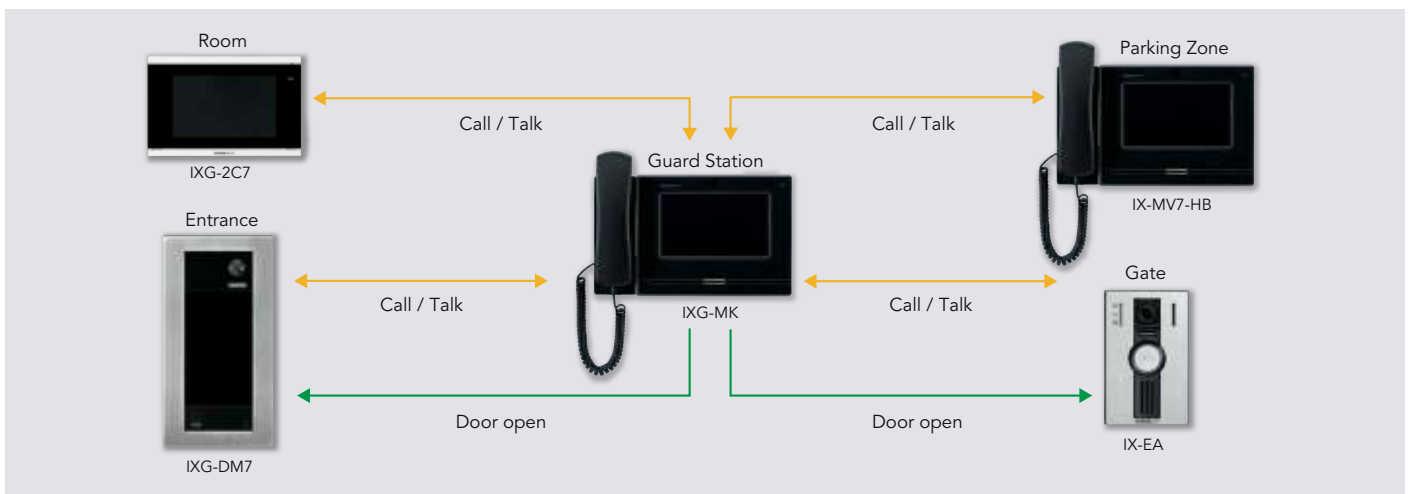
Guard Station IXG-MK

Available 3rd quarter of 2020




- 7 inch TFT colour LCD monitor
 - Easy operation with 7-inch monitor.
 - Video monitoring of entrance stations.
- Wide / Zoom & Pantilt
 - See the 170° wide view video from the entrance stations.
 - Use zoom and pantilt functions for a detailed view.

Calling flow



Audio and video recording

- Automatic recording of audio and video:
When receiving an incoming call, video and audio can be recorded automatically. Saving the recordings on a microSD card.
- Manual recording of audio and video:
Video and audio can be recorded manually. Saving the recordings on a microSD card.
- Audio and video playback:
Play audio and video recordings that are saved on a microSD card of a guard station from the station or a PC.



Transfer

Manual transfer

Calls can be placed on hold and transferred to another station manually by the operator.

Delay transfer

If no response occurs within a set interval, calls are automatically transferred to another pre-programmed station.

Absent transfer

The incoming calls are sent to another station automatically when absent transfer is enabled.

Schedule transfer

Calls are automatically transferred to another station during scheduled times, such as after normal business hours.

Paging

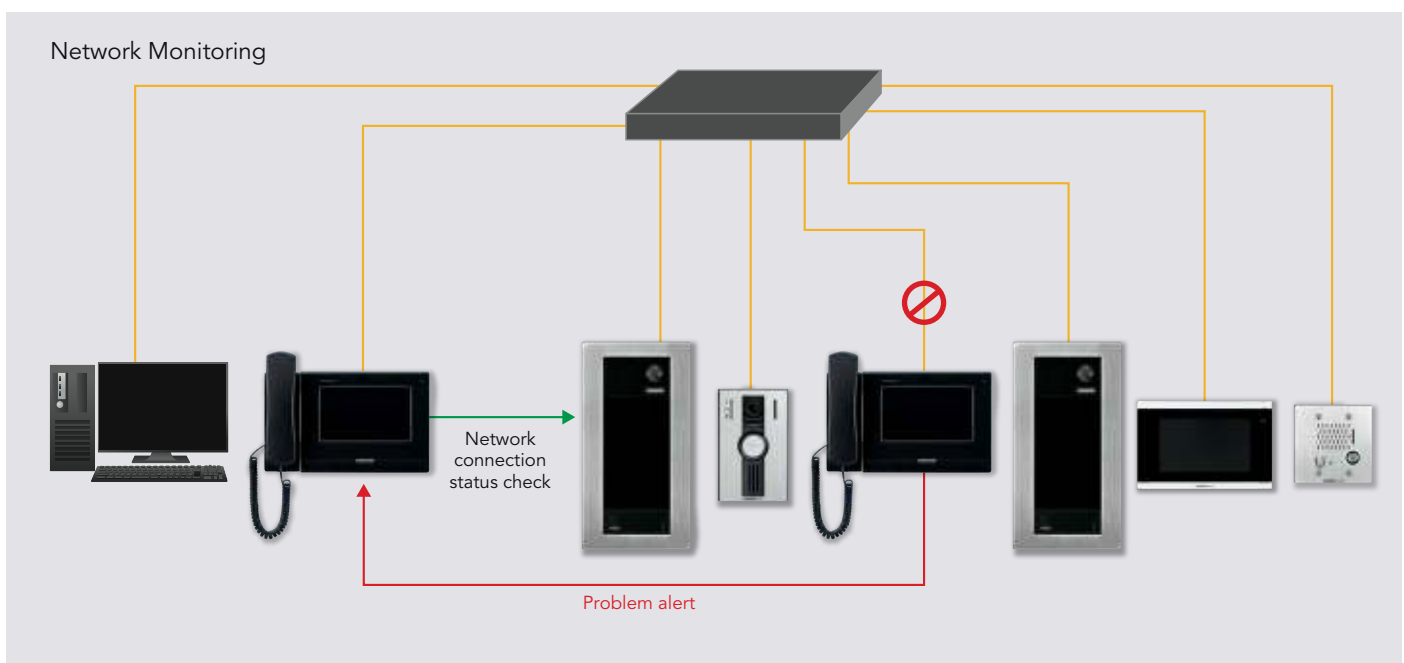
- Voice paging: Page with voice to all stations or a building.
- Message paging: Page pre-recorded messages to all stations or selected buildings.

Call history

- Up to each 100 incoming / outgoing call records are stored.

Automatic system status supervision

Use the guard station or your PC to find problems quickly and accurately to provide the utmost communication reliability.



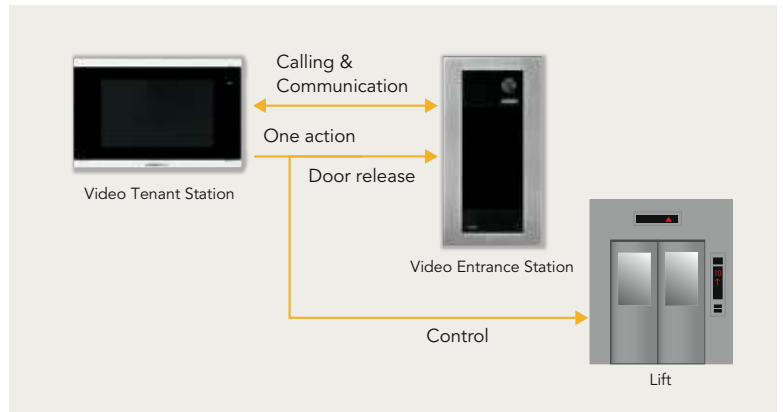
Other Features

Lift control adaptor

Installing a lift control adaptor gives the option to control lifts from the tenant station.

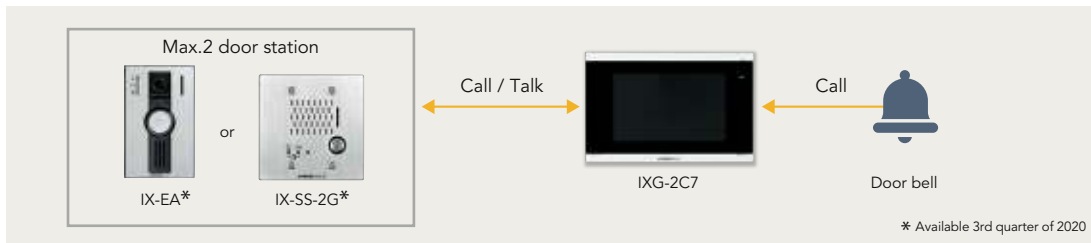


Lift control adaptor (IXGW-LC)



Video / Audio station for tenant station

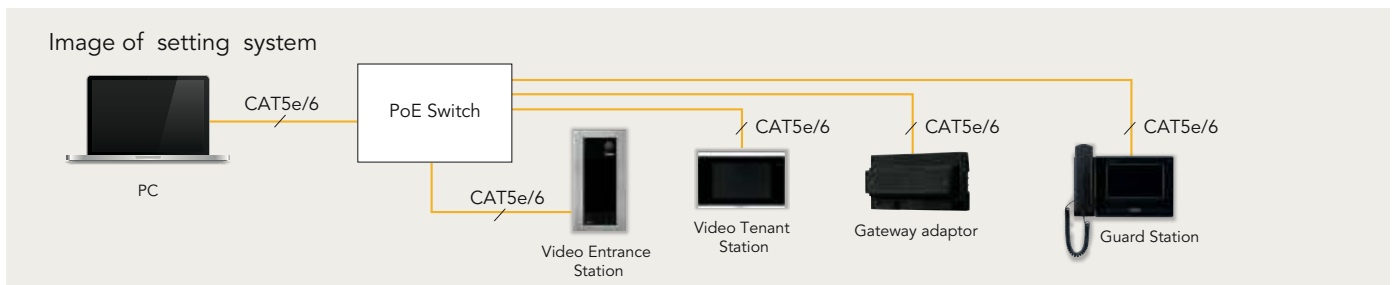
You can connect door stations or doorbells for each video door station.



System programming

Programming can be achieved using a PC running the IXG Support Tool. You can download the IXG Support Tool from the AIPHONE web site. Ensure the operating environment of your computer meets the following conditions.

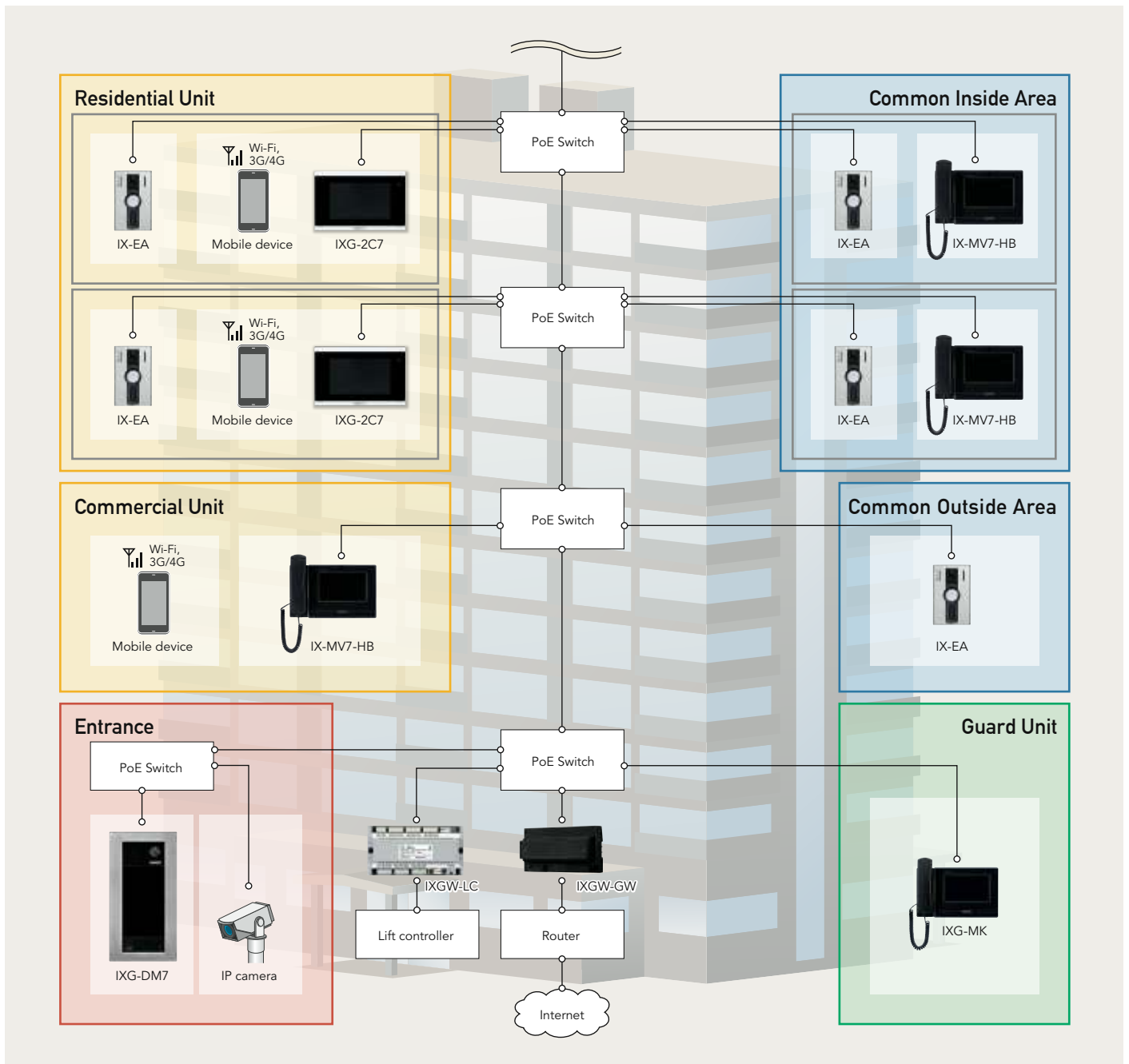
OS	Microsoft Windows 7 Professional(SP1) / Microsoft Windows 7 Enterprise(SP1) / Microsoft Windows 7 Ultimate(SP1) / Microsoft Windows 8 / Microsoft Windows 8 Pro / Microsoft Windows 8 Enterprise / Microsoft Windows 8.1 / Microsoft Windows 8.1 Pro / Microsoft Windows 8.1 Enterprise / Microsoft Windows 10 Home / Microsoft Windows 10 Pro / Microsoft Windows 10 Enterprise
CPU	32 bit (x86) processor or 64 bit (x64) processor of 1GHz or higher
Memory	4GB RAM or higher
Screen resolution	1280×768 or greater



NETWORK RESTRICTION

- We do not recommend using a wireless communication such as wireless LAN as it may not operate correctly due to security issues or communication speed delays.
- For IPv4 Address with DHCP, due to the architecture of the IXG system, DHCP configuration is only recommended for network environments utilizing managed (static) IP address leasing.
- For stateless IPv6 Address, do not change the prefix of the device so that it cannot transmit Router Advertisement (RA).
- For IPv6 Address with DHCP, due to the architecture of the IXG system, DHCP configuration is only recommended for network environments utilizing managed (static) IP address leasing. The DUID of the device: 00030001 + MAC address
- Depending on the network environment and computer, prior arrangements and setup operations involving the network administrator might be necessary.
- Depending on the network environment, operation delays might occur.
- Depending on the network environment or other factors, audio or video dropout, delays, lower frame rates, or other loss of correct operation might occur.
- The protocols used by this system must be supported.
- The network bandwidth required by each device when communicating are as follows.
G.711 : 64kbps x 2 (in communication) H.264 : 32kbps-up to 2048kbps
- IPv4 and IPv6 cannot be mixed in the same system.
- If the Internet connection's uplink speed is slow, video may not be displayed properly. In a minimum configuration, an uplink speed of 1.3 Mbps or more is recommended. In a maximum configuration, an uplink speed of 16Mbps or more is recommended.
- Intercom app may become unavailable for a certain period of time due to maintenance on the cloud server.
- If the cloud server terminates the service, you will not be able to use the intercom app.
- The intercom app will be unavailable while the Gateway Adapter firmware is being updated.
- Due to the features and services provided by the Gateway Adaptor and the AIPHONE IXG app, future required changes to device functionality, network communication, security, etc. may require firmware updates unavailable to the Gateway Adaptor.
- In this situation, the Gateway Adaptor would need to be replaced at the cost of the responsible party.

Example of standard System



Large Capacity

A maximum of **9,999** of the following stations and adaptors can be connected:

The basic system consists of IXG devices, however you can also use the IX system devices below.

- IXG SYSTEM : IXG-2C7, IXG-DM7, IXG-MK, IXGW-LC, IXGW-GW
- IX SYSTEM : IX-MV7-*, IX-RS-*¹, door stations (IX-EA¹, IX-DA², IX-BA², IX-DV, IX-DVF(-*)¹, IX-SS-2G¹, IX-SSA(-*)¹)

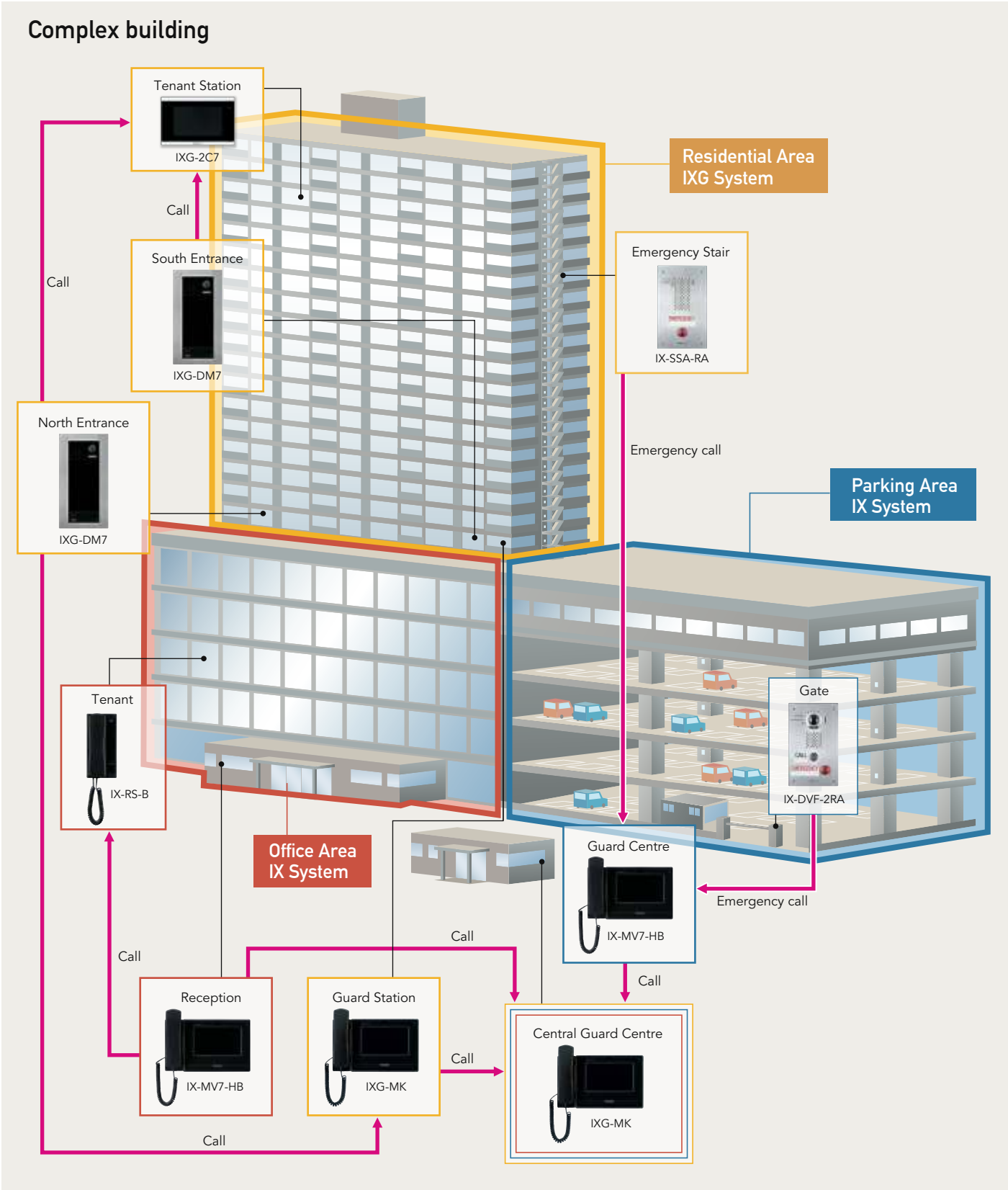
¹ Scheduled to be connectable during the 3rd quarter of 2020 ² Can be used with a standard system. Cannot be used with a multi-building system.

Residential Unit	IXG-2C7 or IX-RS-* (max.8 per unit), mobile device (max.8 per unit), door station (max.2 per unit)
Commercial Unit	IX-MV7-* or IX-RS-* (max.8 per unit), mobile device (max.8 per unit), door station (max.2 per unit)
Common Inside Area	IXG-MK, IX-MV7-*, or IX-RS-* (max.8 per unit), door station (max.2 per unit)
Common Outside Area	Door station (max.10 per unit)
Guard Unit	IXG-MK or IX-RS-* (max.8 per unit), mobile device (max.8 per unit), door station (max.2 per unit)
Entrance	IXG-DM7(max.10 per unit)
Other	IXGW-LC (max.16 per building), IXGW-GW (max.1 per system)

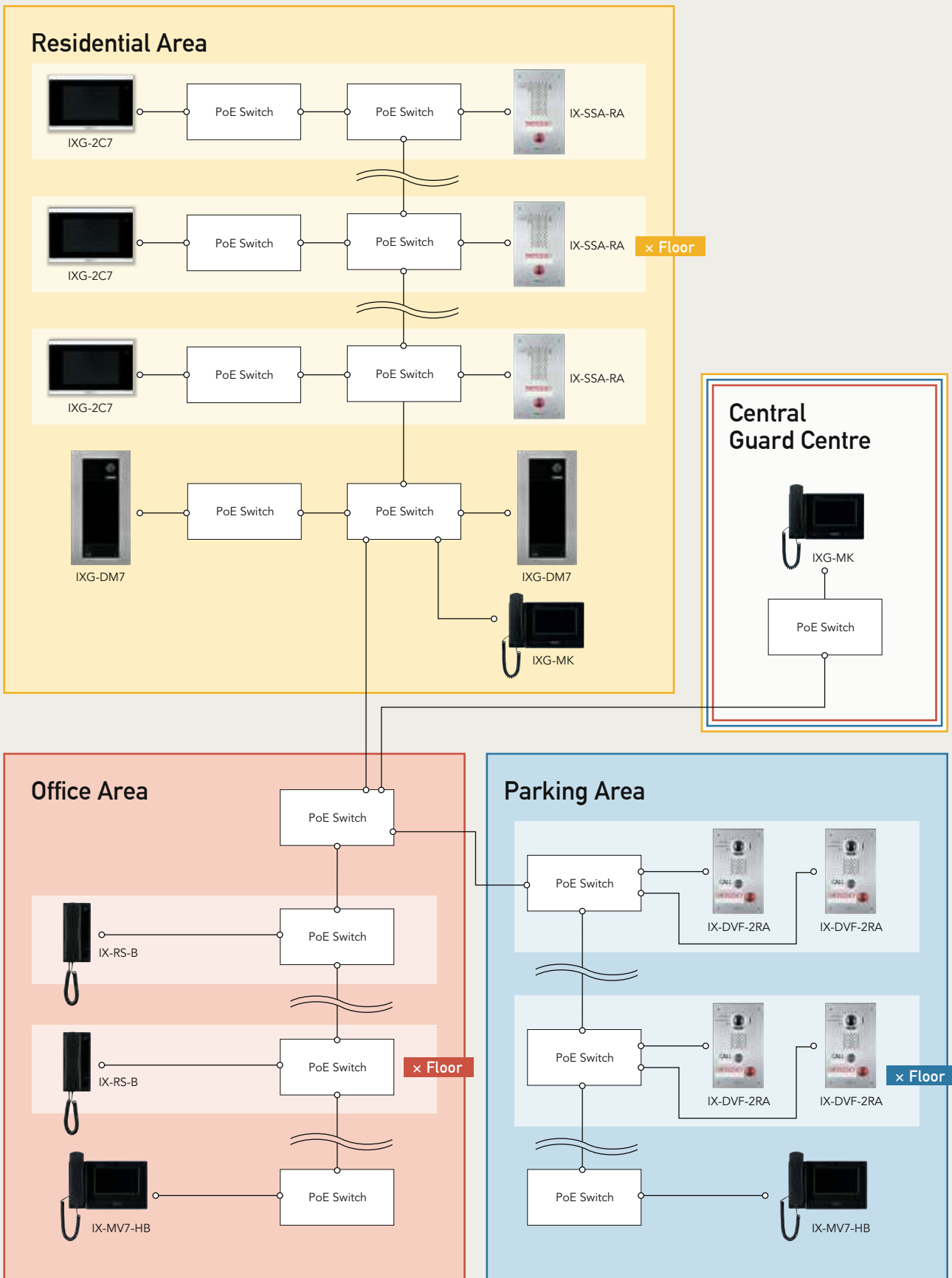
Example of Complex building System

Installation example

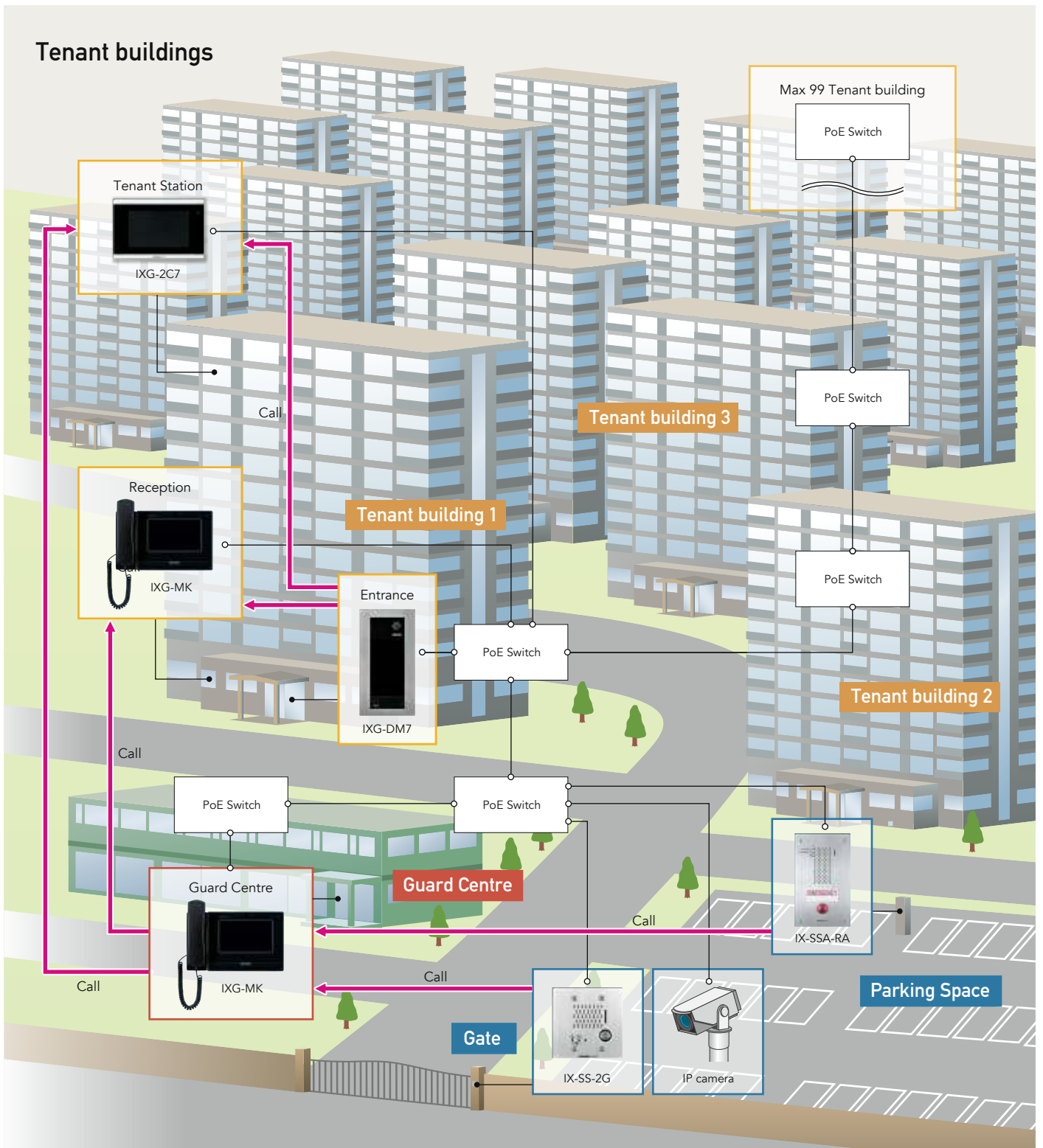
Residential Area IXG-DM7×2 (Entrance) IXG-MK×1 (Guard Station) IXG-2C7×100 (Tenant Station)	Parking Area IX-DVF-2RA×8 (Parking lot) IX-MV7-HB×1 (Guard Center)	Office Area IX-MV7-HB×1 (Reception) IX RS-B×10 (Tenant)	Central Guard Centre IXG-MK×1
---	---	--	---



System configuration example of Complex building System



Example of Multi-building System



Maximum number of buildings: **99** buildings

A maximum of **9,999** of the following stations and adaptors can be connected with a multi-building system:
 IXG-2C7, IXG-DM7, IXG-MK, IX-MV7-*, IXGW-LC, IXGW-GW, IX-RS-*¹, door stations (IX-DV, IX-DVF(-)*,
 IX-SS-2G¹, IX-SSA(-)*, IX-EA¹)

A maximum of **9,999** mobile devices can be connected in an entire multi-building system.

¹ Scheduled to be connectable during the 3rd quarter of 2020

System Components & Unit Dimensions

VIDEO TENANT STATION



SPECIFICATIONS

Power source	Power-over-Ethernet (IEEE 802.3af Class 0)
Type of communication	Full-duplex audio (depending on the destination station)
Monitor	7 inch TFT LCD display
Number of units in address book	Max.9999 units (IX/IXG stations: Max.500 stations + mobile applications: Max.9999)
Number of buildings	Max.99 buildings
Number of stations per room	8 stations and 8 mobile applications
Mounting	Wall-mount
Material	Self-extinguishing ABS resin

FUNCTIONS

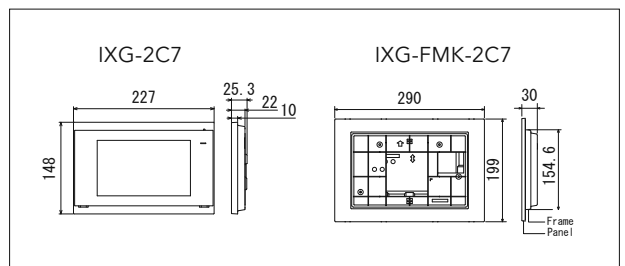
- Calling another station in the Residential Unit.
- Monitoring
- Audio or video recording function
- Others
- Unlock an electric lock while receiving an incoming call,during communication,or while monitoring.
- Up to 20 incoming /outgoing call records are stored.
- Control the lift by pressing the lift control button.



SPECIFICATIONS

Mounting	Flush wall-mounted
Material	Panel: Self-extinguishing ABS resin Frame & Back Box: Self-extinguishing ABS plastic
Remarks	Used for : IXG-2C7

UNIT DIMENSIONS



VIDEO ENTRANCE STATION



SPECIFICATIONS

Power source	Power-over-Ethernet (IEEE 802.3af Class 0)
Type of communication	Full-duplex audio (depending on the destination station)
Monitor	7 inch TFT LCD display
Camera	1/3-inch color CMOS
Minimum illumination	5 Lux
Number of units in address book	Max.9998 units (IX / IXG stations: Max.9998 stations + mobile applications: Max.9999)
Number of buildings	Max.99 buildings
Mounting	Flush wall-mount
Material	Front panel : Stainless steel, vertical alignment finished Mainunit-Case : Self-extinguishing ABS resin LCD display : Glass Chassis : Die-cast aluminum
IP rating	IP65
IK rating	IK08

FUNCTIONS

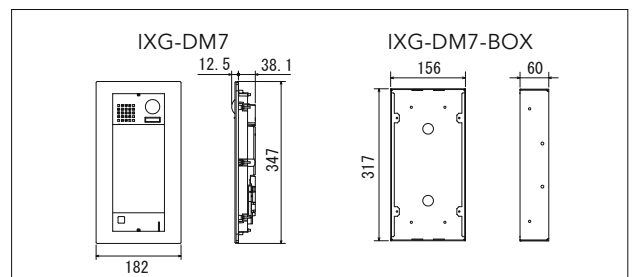
- Calling
- Call Tenant stations and mobile applications in a Residential Unit.
- Call stations and mobile applications in a Commercial Unit.
- Call Guard stations and mobile applications in a Guard Unit.
- Call stations in a Common Inside Area.
- Answer and communication
- Auto answer: Answer a call from another station automatically.
- Audio or video recording function
- Others
- White LED light comes on automatically while calling, communicating,or being monitored in low light situation.
- Change the display language temporarily. Audio message during a call and at the start of tenant unlocking an electric lock also change temporary.
- Emails can be sent to pre-registered email addresses when triggering events occur. (SD card error or recording memory full)



SPECIFICATIONS

Mounting	Flush wall-mount
Material	SPCC t1.6
Remarks	Used for : IXG-DM7

UNIT DIMENSIONS



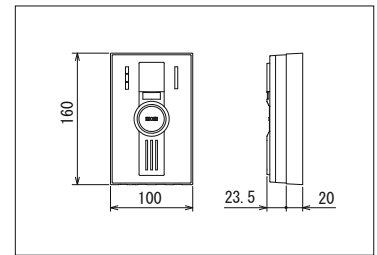
DOOR STATION



SPECIFICATIONS

Power source	Power-over-Ethernet (IEEE 802.3af Class 0)
Type of communication	Hands-free, automatic voice switching
Camera	1/3-inch color CMOS
Minimum illumination	5 Lux
Mounting	Wall-mount
Material	Self-extinguishing ABS resin

UNIT DIMENSIONS



*The design and specifications are subject to change without notice.

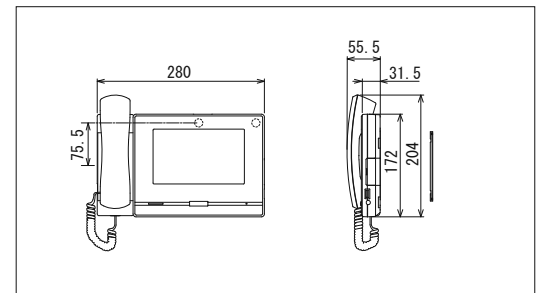
GUARD STATION



SPECIFICATIONS

Power source	Power-over-Ethernet (IEEE 802.3af Class 0)
Type of communication	Hands-free automatic voice actuation Push-to-talk Handset: Full-duplex
Monitor	7 inch TFT color LCD
Number of stations in address book	Max.9999 stations (IX/IXG stations: Max.9998 stations + mobile applications: Max.9999)
Mounting	Desktop use (with desktop stand) or wall-mount
Material	Self-extinguishing ABS resin

UNIT DIMENSIONS



*The design and specifications are subject to change without notice.

FUNCTIONS

- Calling
 - Call a single Entrance station.
 - Call guard stations and mobile applications. Individual station or groups can be called.
 - Call all the tenant stations and mobile applications in an apartment.
 - Call a station in a common area.
- Monitoring
 - Monitoring video and audio from an Entrance station / station in a common area / Door station / network camera in a common area.
 - Automatically monitor the video and audio of preselected stations and network cameras at fixed time intervals.
- Audio and video recording function
 - When receiving an incoming call, video and audio can be recorded automatically. Save this record on a microSD card.
 - Video and audio can be recorded manually. Save this record on a microSD card.
 - Play audio and video recordings that are saved on a microSD card of a guard station with the station or a PC.
- Transfer
 - Transfer calls during communication: Transfer an answered call to another station.
 - Absent transfer: When absent transfer is enabled, the incoming calls are sent to another station or mobile application automatically.
 - Delay transfer: Incoming calls can be transferred to another station or mobile application automatically when call is not answered within a set period of time.
 - Schedule transfer: Calls can be transferred automatically according to a preset schedule.
- Paging
 - Voice paging: Page with voice to all stations or a building.
 - Message paging: Page pre-recorded message to all stations or selected buildings.
- Quick dial buttons
 - The following functions can be assigned to each of eight quick dial buttons.
 - Calling: Activate a call.
 - Paging: Activate voice paging or message paging.
 - Monitoring: Monitor video and audio from an Entrance station / station in a common area / Door station / network camera in a common area.
 - Remote relay control: Control relay outputs of other stations.
- Others
 - Call history
 - Picture-in-picture function
 - Language support

ADAPTOR



SPECIFICATIONS

Power source	Power-over-Ethernet (IEEE 802.3af Class 0)
Mounting	Wall-mounted (DIN rail)
Material	Self-extinguishing ABS resin

SMARTPHONE APPLICATION FUNCTION

- Answer and communication
 - Answer a call from a station and communicate with it.
- Monitoring
 - Monitor video and audio from a Door station.
 - Monitor video and audio from the Entrance station.
- Audio and video recording function
 - Automatic recording of audio and video
 - Manual recording of audio and video
- Others
 - Unlock a door: Unlock an electric lock while receiving an incoming call, during communication, or while monitoring.
 - Incoming call history: Up to each 20 incoming calls are stored.

FUNCTIONS

The Gateway adaptor is a device that can make calls to mobile applications by connecting to the Internet.

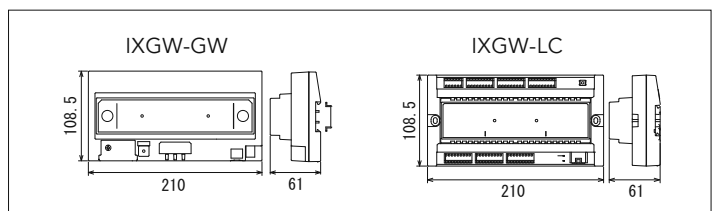
- Cooperation with mobile application (Android/iOS)
- Others
 - Up to 8 mobile devices can be registered with each unit (Residential Unit / Commercial Unit / Guard Unit)




SPECIFICATIONS

Power source	Power-over-Ethernet (IEEE 802.3af Class 0)
Mounting	Wall-mounted / Wall-mounted (DIN rail) (sold separately)
Material	Self-extinguishing ABS resin

UNIT DIMENSIONS





Available at



**Consolidated
SECURITY
MERCHANTS**

Phone: 1300 663 904

www.csmerchants.com.au

ABN : 33 618 009 680

VIC: Melbourne

Unit 144, Access Corporate Park,
45 Gilby Road, M17 Waverley
Melbourne, VIC 3149
PH: 03 9558 8455
FAX: 03 9558 8166
Email:
sales.vic@csmerchants.com.au

NSW: Sydney

Unit 1, 52-50 Roberts Road,
Greenacre, NSW 2190
Tel: 02 8880 5300
Fax: 02 9890 5800
Email:
sales.nsw@csmerchants.com.au

QLD: Brisbane

Unit 1, 107 Da Vinci Business Park
2-6 Leonardo Drive, Brisbane Airport
Eagle Farm, QLD 4007
Tel: 07 3552 5966
Fax: 07 3552 5977
Email:
sales.qld@csmerchants.com.au

SA: Adelaide

Unit 1, 60 Grove Avenue,
Marleston, SA 5003
Tel: 08 8297 5555
Fax: 08 6297 5500
Email:
sales.sa@csmerchants.com.au

WA: Perth

Unit 14, 103 Erindale Road,
Bancroft, WA, 6021
Tel: 08 9344 2555
Fax: 08 9344 3555
Email:
sales.wa@csmerchants.com.au

Tasmania

Local Electronics
194A Main Road,
Moonah Tas 7009
Tel: 03 62 72 72 68
Email:
sales@localelectronics.com.au

