



DA-1MD


## TWO-WIRE ELECTRIC LOCK DOOR PHONE

**Door station: DA-2DG, DA-2DS  
DA-4DG, DA-4DS**

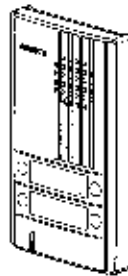
**Apartment station: DA-1MD**

**Power supply: PT-1211C  
PT-1211D  
PT-1211DR**

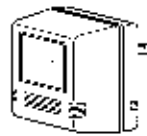
### INSTALLATION MANUAL



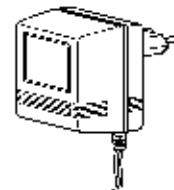
DA-2DG  
DA-2DS



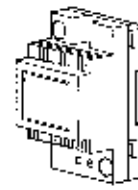
DA-4DG  
DA-4DS



PT-1211C  
(120V)



PT-1211D  
(230V)



PT-1211DR  
(230V)

#### PRECAUTIONS



General Prohibitions



Prohibitions to subject the unit to water



Prohibitions to dismantle the unit

#### **WARNING** (Negligence could result in death or serious injury to people.)

1. This device is electrical. Wiring must be done by qualified technician.
2. When existing chime wires are used, it is possible that they contain AC voltage. Electric shock or unit damage could result.   
Ask a qualified electrician.
3. Do not connect any power source other than specified to terminals (-, +) on the unit. Fire or electric shock could result.
4. Do not dismantle or alter the unit. Fire or electric shock could result.
5. Do not open the unit case.
6. Keep the unit away from water or any other liquid. Fire or electric shock could result.
8. PT-1211C, D, DR shall be used for DA-1MD system only, and never for other devices.

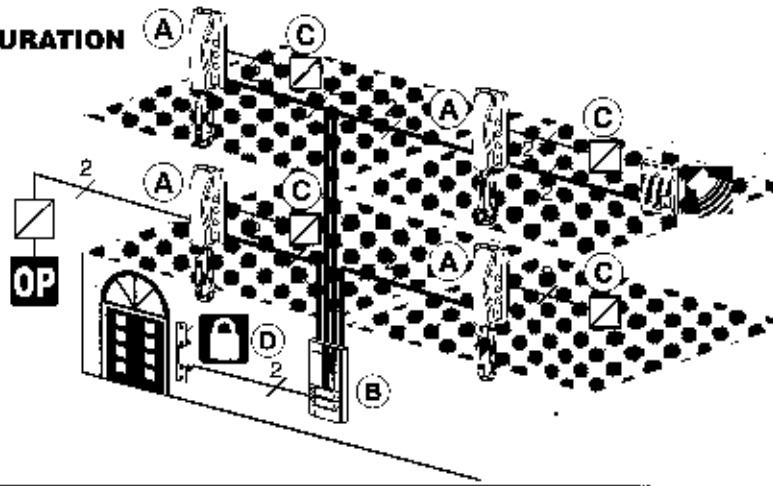
#### **CAUTION** (Negligence could result in injury to people or damage to property.)

1. Mount the unit on wall in a convenient location, but not where it could be bumped or jarred. Injury could result.
2. Before turning on power supply, make sure wires are not crossed or shorted. Unit trouble could result.
3. Do not install or make any wire terminations while power supply is turned on. Unit trouble could result.
4. Do not manually hold down hook switch to verify chime volume. It sounds very loud near your ears and can cause your hearing damage.
5. In case of electrical storms, unplug power supply from AC outlet. Fire or electric shock could result.
6. Do not install the unit in any of the following locations, as it may cause the system to malfunction:
  - High or extreme cold temperature area: under direct sunlight, near equipment that varies in temperature, in front of air-conditioner, inside a refrigerated area, etc.
  - Places subject to moisture or humidity extremes, such as bathroom, cellar, greenhouse, etc.
  - Places subject to environmental conditions, such as dust, oil, chemicals, salt, etc.
  - Places subject to constant vibration or impact.
  - Places subject to steam or smoke, such as near heating appliances, cooking surface, etc.

#### GENERAL PRECAUTIONS

1. Keep all wiring at least 30cm away from AC 100-240V wiring, fluorescent lighting, or dimmer switches. Otherwise, cross AC wiring at a 90° angle.
2. In areas where broadcasting station antennas are close by, intercom system may be affected by radio frequency interference.
3. The system is not operational during a power failure.
4. All the units, except for door station, is designed for indoor use only. Do not install outdoors.

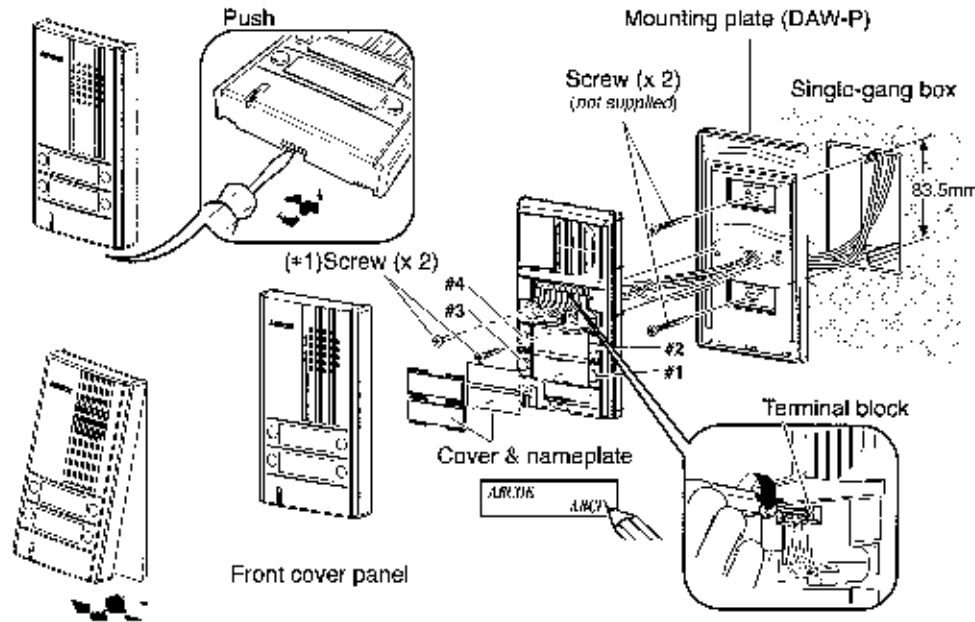
# SYSTEM CONFIGURATION



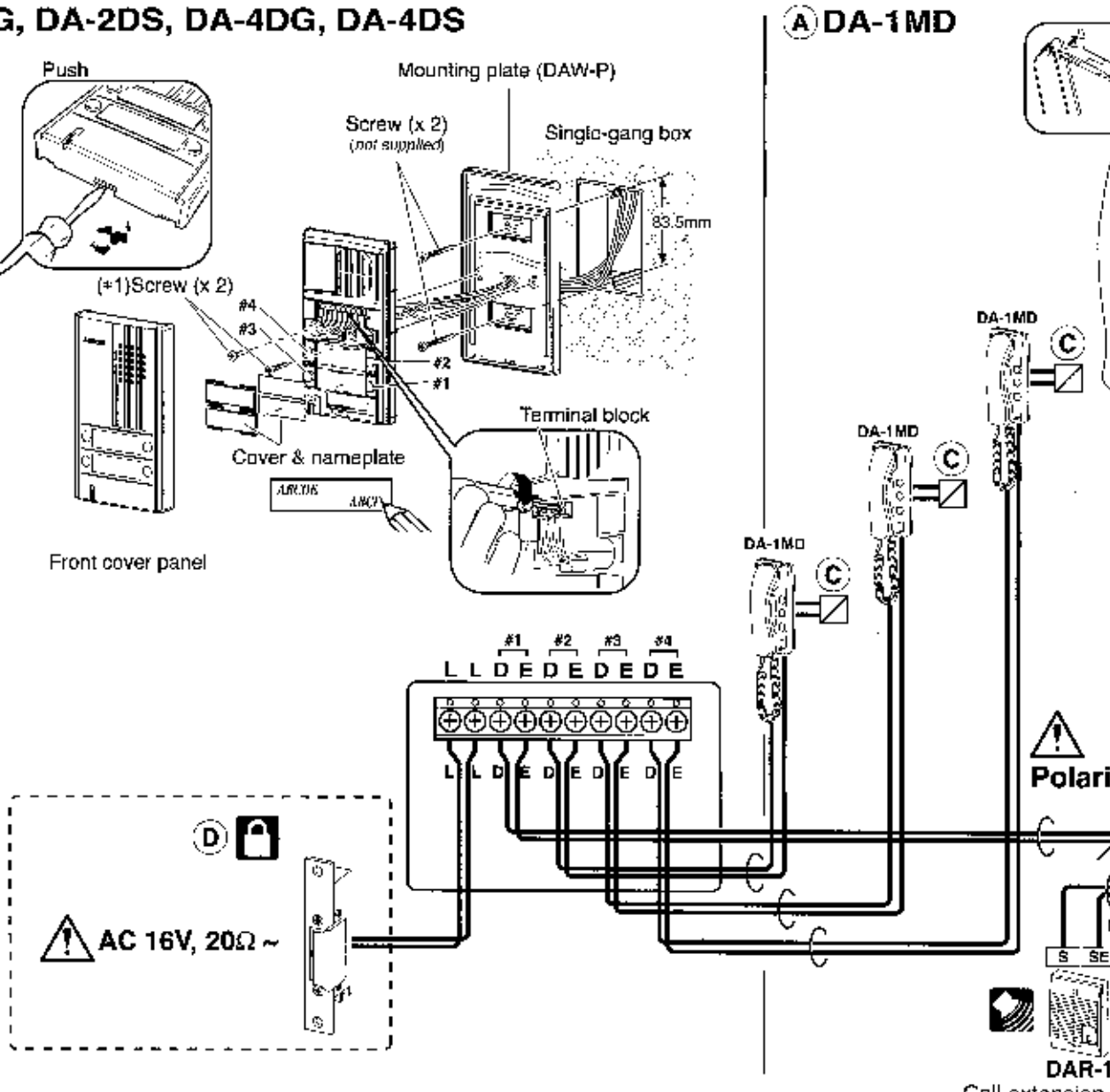
## PACKAGE CONTENTS

- DA-2DG or DA-2DS.  
DA-4DG or DA-4DS.
- Packet of wood screws  
(for mounting DA-1MD on wall)
- INSTALLATION & OPERATION MANUAL

## Ⓑ DA-2DG, DA-2DS, DA-4DG, DA-4DS



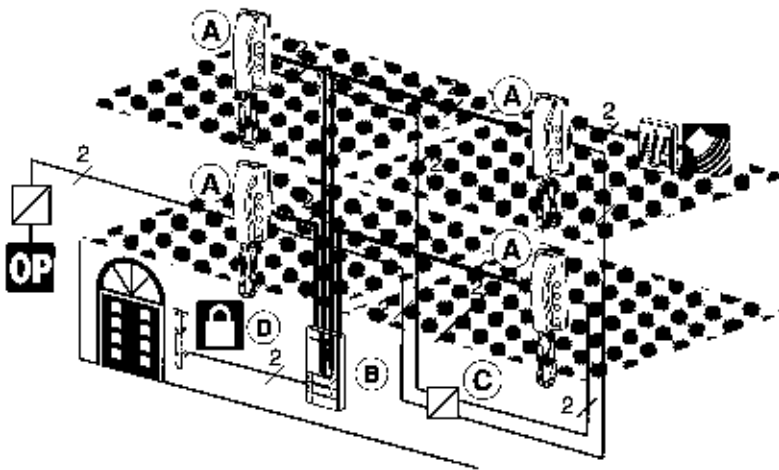
## Ⓐ DA-1MD



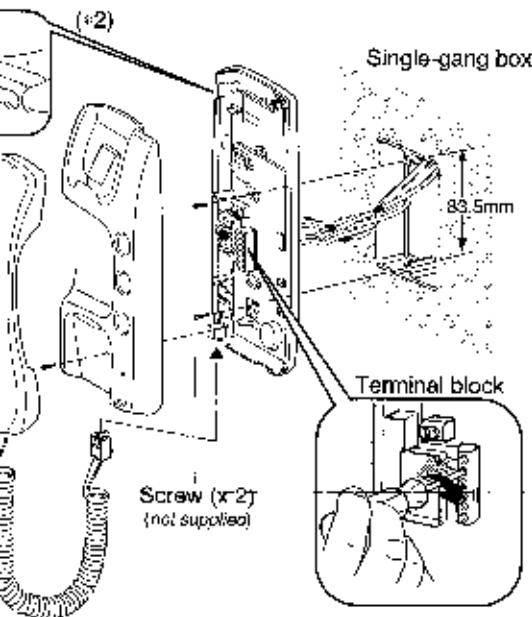
**Door release:**  
EL-9S or others  
(AC 16V, more than 20Ω)

**DA-2DG, DA-2DS, DA-4DG, DA-4DS:**  
L, L: for door release  
D, E: for DA-1MD  
[x1] Screw (x 2)  
supplied with DAW-P

Call extension

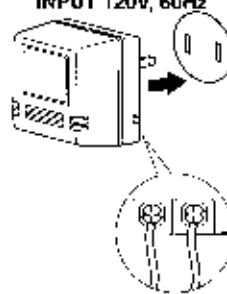


	≈0.6mm	≈0.8mm	≈1.0mm
D ← B — A → C	110m	200m	310m
A ↔ C	55m	100m	155m
	AWG22	AWG20	AWG18
D ← B — A → C	360'	660'	1,020'
A ↔ C	180'	330'	510'



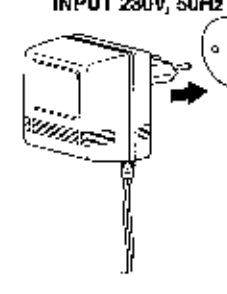
**Power supply**

**PT-1211C**  
INPUT 120V, 60Hz



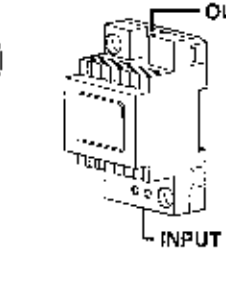
OUTPUT 15V

**PT-1211D**  
INPUT 230V, 50Hz



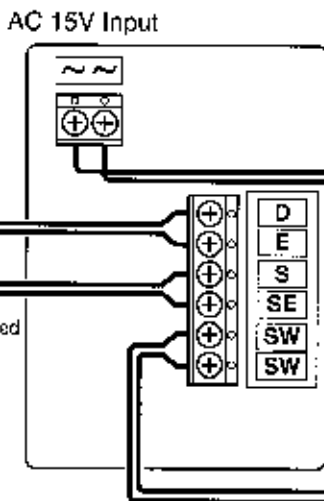
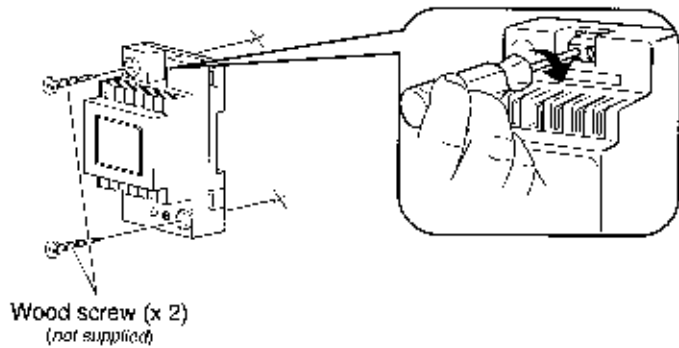
OUTPUT 15V

**PT-1211DR**  
INPUT 230V, 50Hz



OUTPUT 15V

**PT-1211DR Mounting on wall directly**



Gate, Light, Garage, etc.



Less than AC 18V, 40mA

**DA-1MD:**  
**D, E:** for door station  
**S, SE:** for call extension sounder  
**SW, SW:** Dry-closure contact (18V, 40mA) for user-optional function  
 (-2) Cut out a hole for surface cable run.

**Power supply:**



- Be sure to locate power supply in an electrical enclosure, and connect to a breaker with a contact separation of at least 3mm in each pole (Less than 16A).
- Do not connect two power supplies to an AC 15V input.

## TECHNICAL PRECAUTIONS

**Ambient temperature:** DA-2DG, DA-2DS,  
DA-4DG, DA-4DS: -10°C ~ +60°C (+14°F ~ +140°F)  
DA-1MD, PT-1211C,  
PT-1211D, PT-1211DR: 0°C ~ +40°C (+32°F ~ +104°F)

**Asking for repairs:**

If your DA system does not operate properly, ask qualified technician to repair it.

**Cleaning:**

Clean the unit with a soft cloth dampened with neutral household cleanser. Never use any abrasive cleaner or cloth.

## SPECIFICATIONS

**Power source:** AC 15V, supplied from power supply

**Dimensions & weight:** DA-1MD: 200H x 89W x 63D(mm). 350g approx.  
7-7/8"H x 3-1/2"W x 2-1/2"D. 0.77 lbs.

DA-2DG, DA-2DS,  
DA-4DG, DA-4DS: 175H x 100W x 22D(mm). 270g approx.  
6-7/8"H x 4"W x 2-1/2"D. 0.60 lbs.

PT-1211C 77H x 60W x 48D(mm). 400g approx.  
3"H x 2-3/8"W x 1-7/8"D. 0.88 lbs.

+ PT-1211D 83H x 58W x 46D(mm). 430g approx.

+ PT-1211DR 102H x 54W x 61D(mm). 380g approx.

\* N/A in USA

## WARRANTY

Aiphone warrants its products to be free from defects of material and workmanship under normal use and service for a period of one year after delivery to the ultimate user and will repair free of charge or replace at no charge, should it become defective upon which examination shall disclose to be defective and under warranty. Aiphone reserves unto itself the sole right to make the final decision whether there is a defect in materials and/or workmanship; and whether or not the product is within the warranty.

This warranty shall not apply to any Aiphone product which has been subject to misuse, neglect, accident, or to use in violation of instructions furnished, nor extended to units which have been repaired or altered outside of the factory.

This warranty does not cover batteries or damage caused by batteries used in connection with the unit.

This warranty covers bench repairs only, and any repairs must be made at the shop or place designated in writing by Aiphone.

Aiphone will not be responsible for any costs incurred involving on site service calls.