


0409 487 288

grame@mcgrathlocks.com.au



MLA02 Access Control



PO Box 173, WILSTON QLD 4051
ABN 84 617 577 876

www.mcgrathlocks.com.au

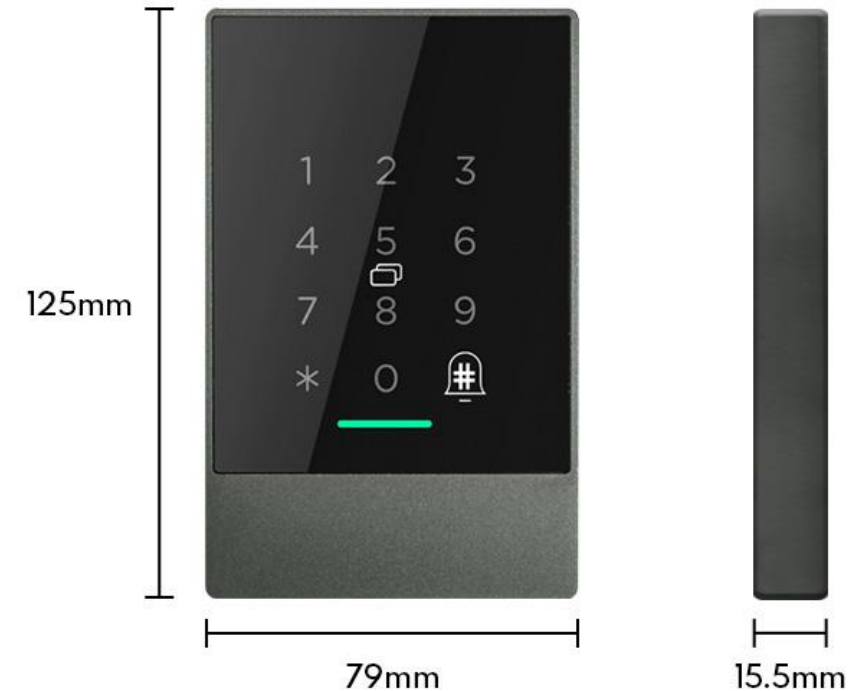
Description

Access Control MLA02 with TT Lock app, pin number and RFID fobs for electric strike plates, magnet latches, auto door openers, garage doors, sliding gates. Waterproof rate is IP66. Works on 12V DC only.

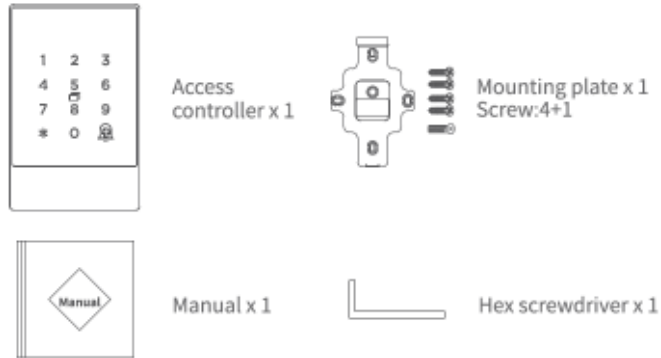
Specifications

- Unlocking : App, Password, card, Remotely
- App management, password are generated from app and can be set to limited by time
- Date storage in cloud service User can be added or deleted remotely
- Attendance records can be checked remotely History can be checked remotely
- One app can manage many systems Easy to upgrade from normal door access system to BLE smart door access system.
- Share EKeys via APP with different levels of authorization.
- Keypad protection Keypad is locked for 5 minutes after 5 times entry of wrong passcode.
- Pseudo passcode: Key in any digits, the lock is unlocked if the last digits comprise of the real passcode.
- Auto-lock: Auto lock within 5 seconds of unlocking.
- Real time monitoring: Administrator receives a push notification when a user unlocks with App.
- Log in with a different mobile: When log in with a different mobile, the previous one logs out automatically.
- Message notification: A message is pushed to the previous Administrator when the lock is reset.
- IP Rating : IP66
- Sizes: L 125MM *W 79MM* H 15.55mm
- Material: Zinc alloy and Acrylic keypad
- Power supply: DC12V
- Card, User capacity: 20,000 pcs
- Locking : Electric strike, Auto door, Magnetic lock, Garage doors, Boom gates,
- Offline or Online with Gateway

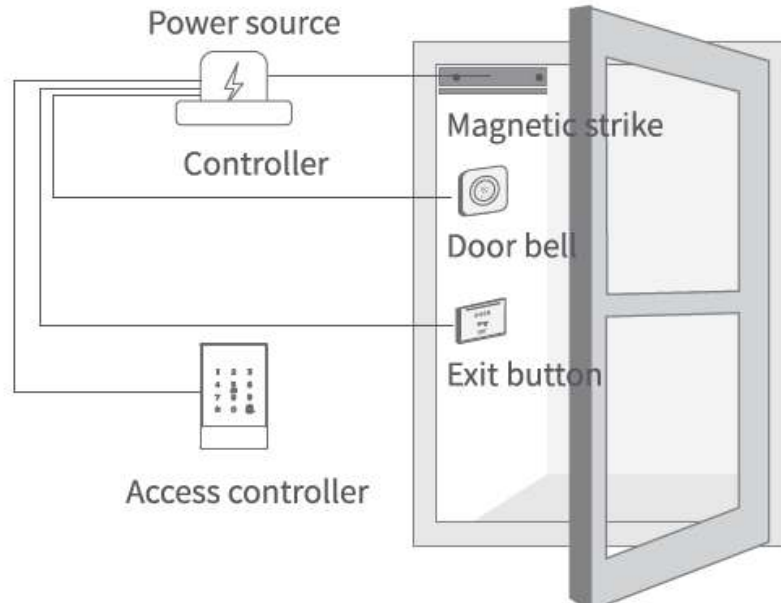
MLA02 Dimensions



Accessories

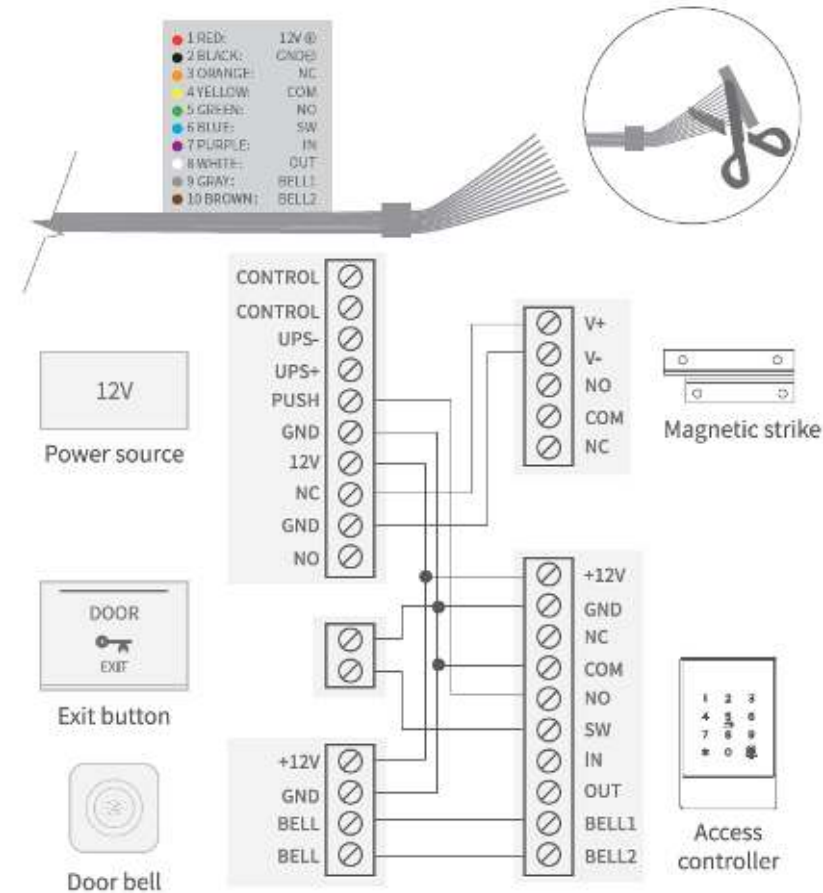


Illustration



Wiring


Cut Off the connector of the cable, strip and connect the leads to the appropriate ports of the power supply accordingly to the illustration.



Installation

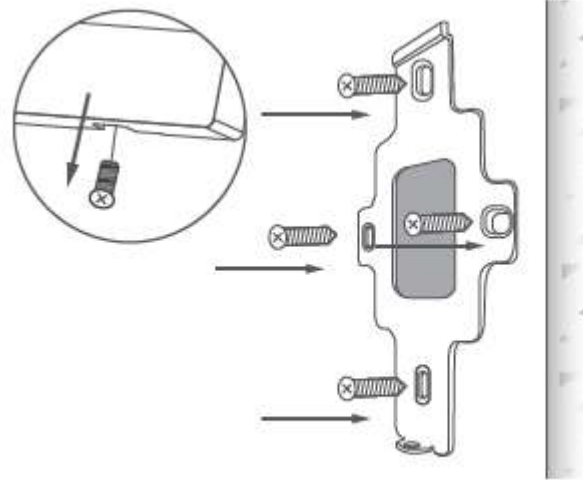
Step 1.

Drill a hole at appropriate position to make space for the cable to connect to the power source.



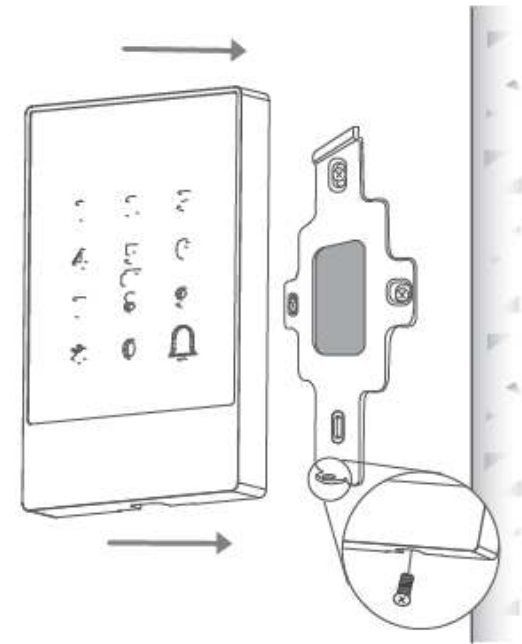
Step 2.

Remove the mounting plate from the MLA02 access controller, and fix it on the wall with the 4 screws provided.



Step 3.

Fit the MLA02 access controller into the hook and fix it on the mounting plate with the Crew in the bottom mounting hole.



MLA02 Technical Specifications :

Material	Aluminium Frame/Tempered glass panel
Dimensions	W79mm X L125mm X D15.5mm
Lock Type	Electric strike, Magnetic lock, Auto Door, Gate Etc...
Communication	Bluetooth 4.1 BLE
Card, User Capacity	20,000
Card Type	13.56MHz Mifare card
Support OS	iOS 7.0 or above, Android 4.4 or above
Power Supply	12V DC
Standby Current	<15mA
Unlock Way	Card, Passcode, APP
Unlock Time	1-1.5seconds
Working Temperature	-20~60 degree
Working Humidity	10%~95%
IP Class	IP66
WiFi Gateway	Available
Warranty	Refer to McGrath locks Warranty form

MLA02 Cable Schematics:

