

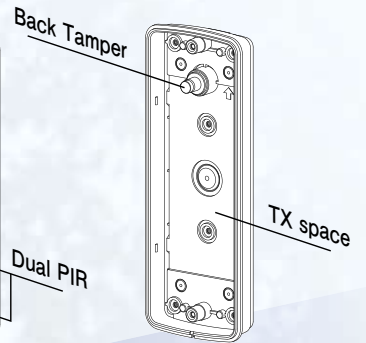
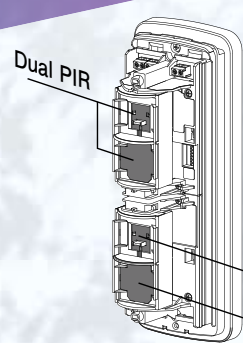
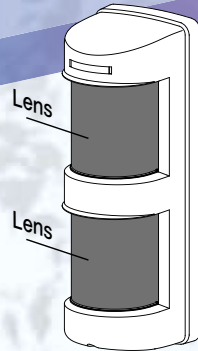
TAKEX



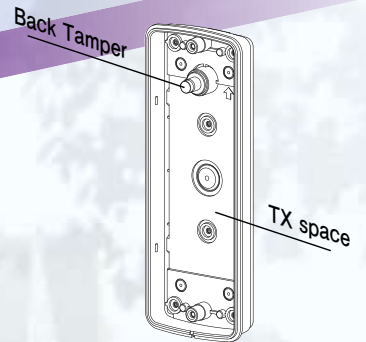
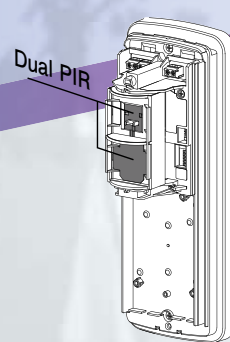
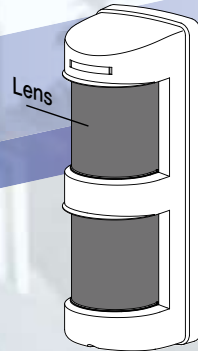
Indoor/Outdoor Battery Operated PIR's with Low Current Consumption

TX Series

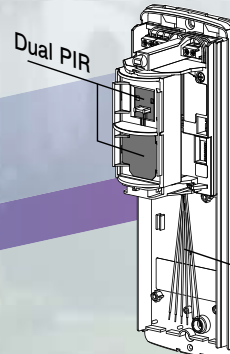
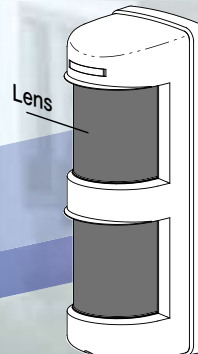
TX-114FR
Triple Tamper
180° Coverage



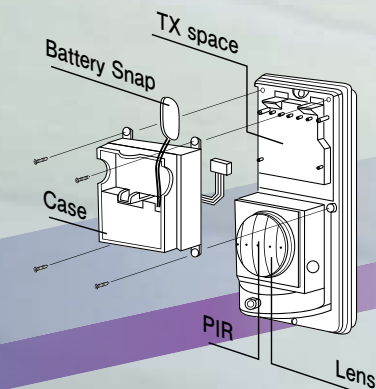
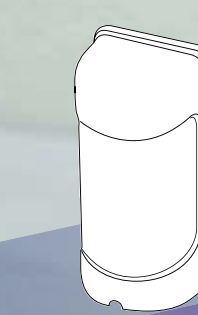
TX-114TR
Triple Tamper
90° Coverage



TX-114SR
Basic Version
90° Coverage



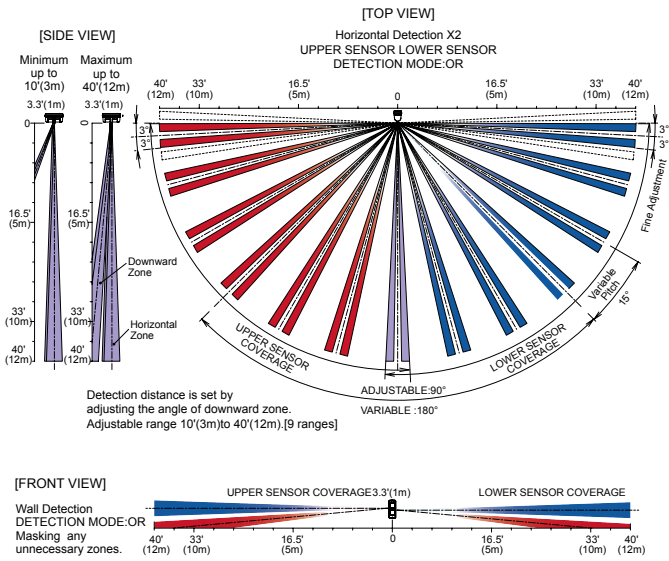
TX-103R
64° Wide angle
or 20m Curtain
protection



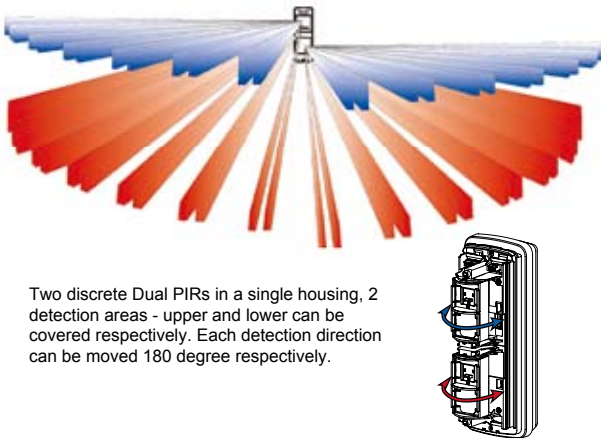
DETECTION AREA

TX-114FR

Two discrete head Dual PIRs

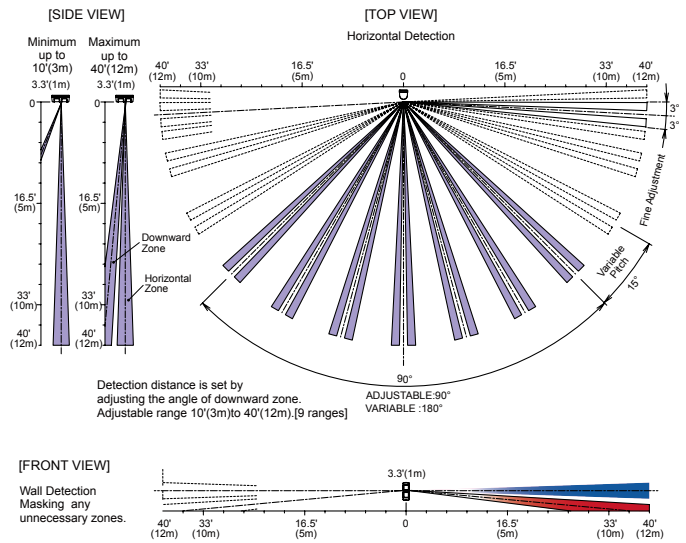


COVERAGE PATTERN

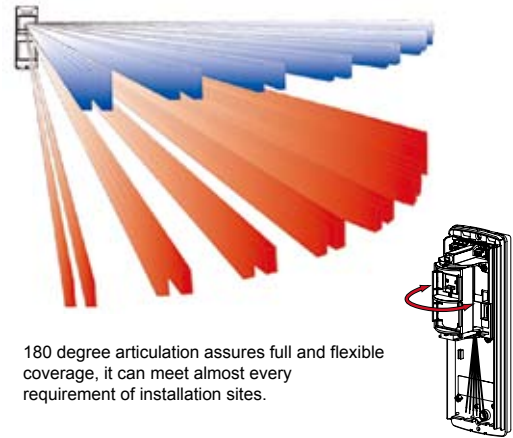


TX-114TR / TX-114SR

Single Head Dual PIRs



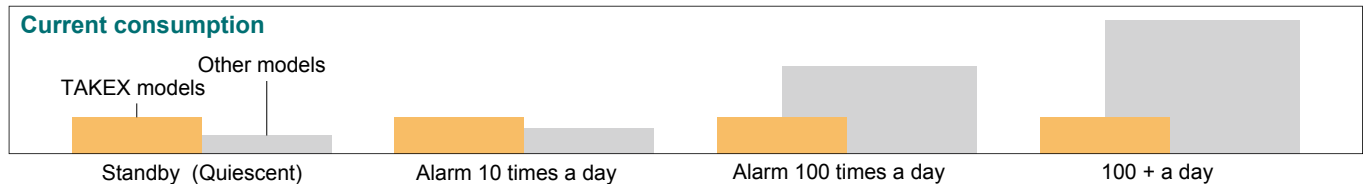
COVERAGE PATTERN



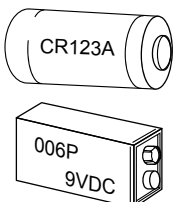
Low Current Consumption

The TX series of Indoor/Outdoor PIRs exhibit extremely low current consumption while deployed in the field. The Takex advantage is illustrated below over conventional approaches; when considering real world scenarios indicative of overall consumption (quiescent and alarm condition).

Current consumption



Flexible Battery Choices

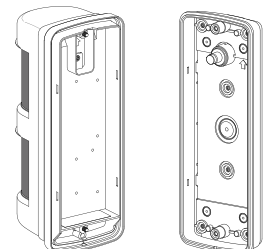


- Lithium Ion batteries are recommended
- Uses readily available 3 VDC (CR123) to 9VDC batteries
- Can be configured for shared power operation (sensor + TX)

(For TX-103R, only 9V battery can be used.)

Abundant Storage Compartment

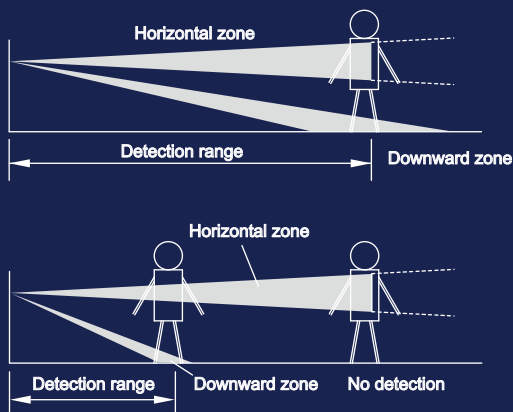
Very large compartment accommodates most commercially available transmitters and batteries with room to spare.



(Back storage only TX-114FR / TR)

DETECTION DISTANCE ADJUSTMENT

Detection distance can be adjusted within a range from 10' (3m) to 40' (12m) by turning the angle of downward zone vertically.



DETECTION AREA

The detection zone of this unit consists of a horizontal zone and downward zone. Alarm signal is issued only when both detection zones detect objects. Detection distance can be set by adjusting the angle of downward zone.

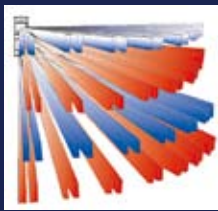
TX-114TR is equipped with 1set of sensors on the upper side.
TX-114FR is equipped with 2sets of sensors on the upper and lower side, making it possible to select AND mode or OR mode.

- A. Alarm signal is issued only when both horizontal and downward zone detect objects.
- B. It does not detect small animals which are not likely to reach the height of horizontal zone.
- C. It does not detect vehicles moving in the area outside the range of the downward zone.

TX-114TR



TX-114FR (And Function)

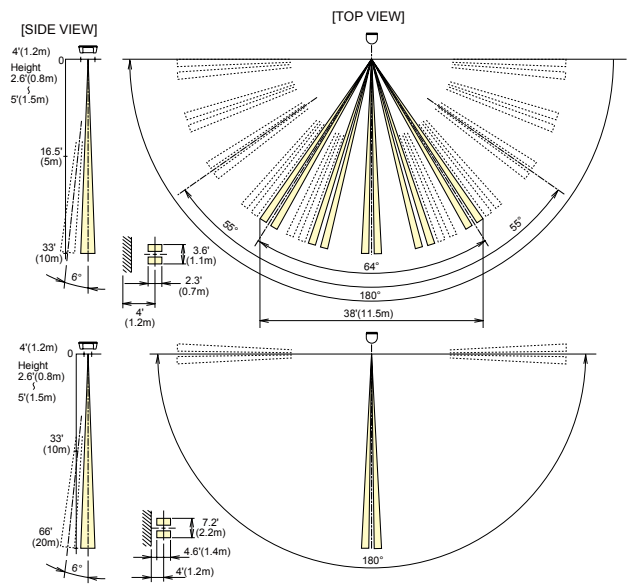


TX-114FR (Or Function)

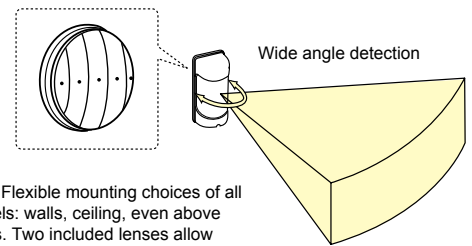


TX-103R

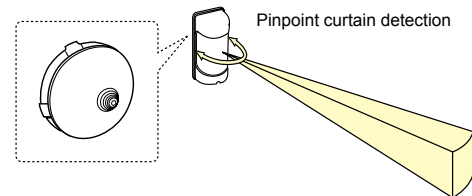
PIR



COVERAGE PATTERN



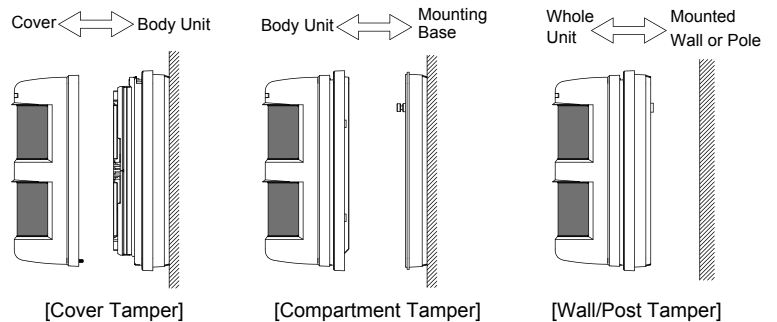
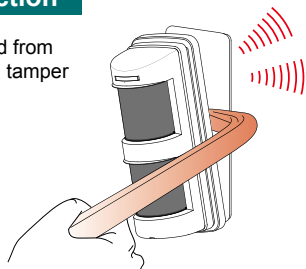
Most Flexible mounting choices of all models: walls, ceiling, even above doors. Two included lenses allow choices between Four distinct detection patterns.



Triple Tamper Protection

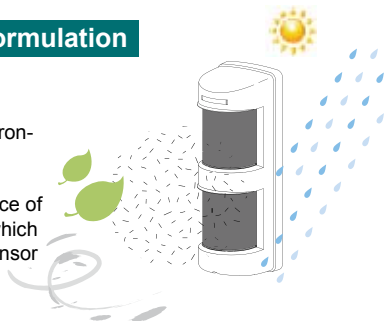
Cover removed or sensor pryed from mounting location will generate tamper alarm.

(Only TX-114TR / FR)



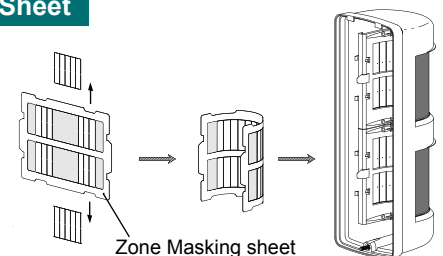
Proprietary Polymer Formulation

Rated to IP54, Takex engineered Polymer materials, seal out and withstand the effects of harsh environmental conditions. Takex outdoor devices are designed for years of reliable use, with negligible evidence of sun and environmental damage, which can affect long term plastic and sensor viability.

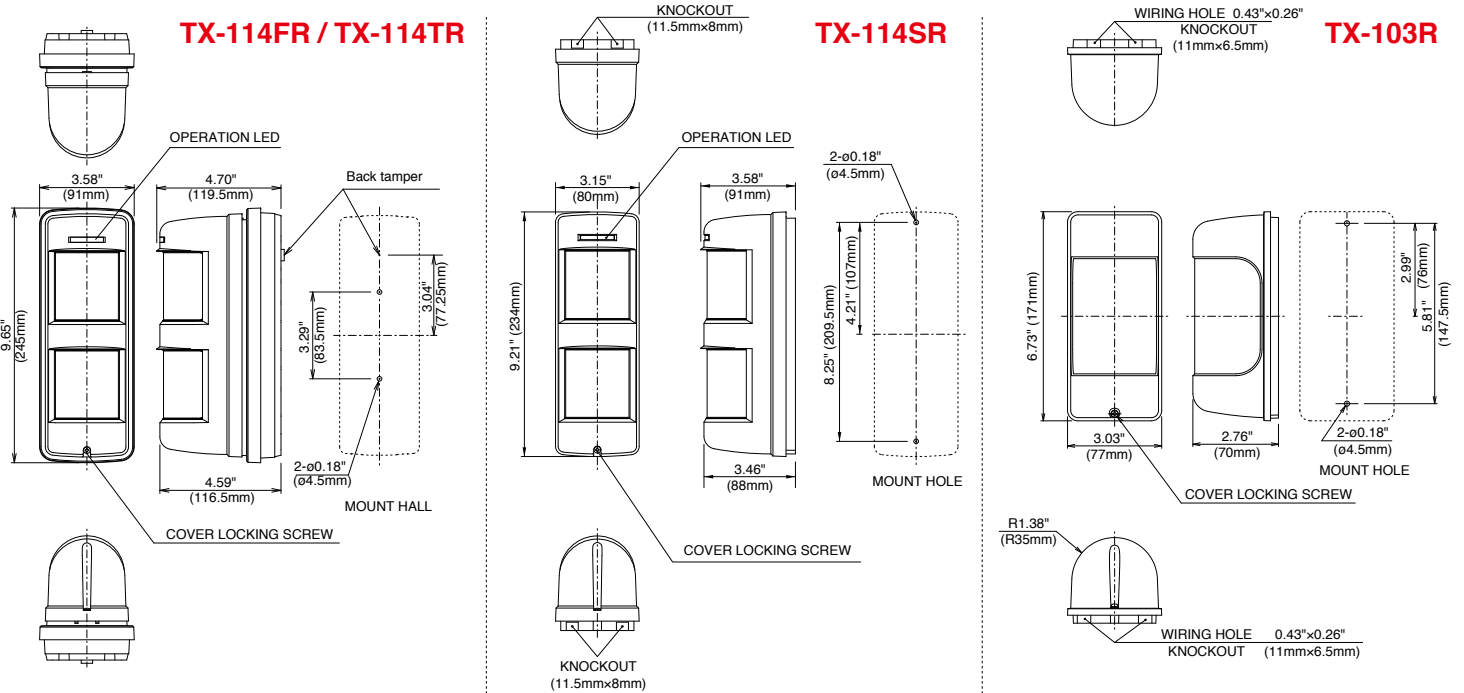


Zone Masking Sheet

Customize coverage or mask unwanted zones easily, with the included zone masking sheet.



EXTERNAL DIMENSIONS



SPECIFICATIONS

Model	TX-114FR	TX-114TR	TX-114SR	TX-103R
Detection system	Passive infrared			
Coverage	Two discrete head Dual PIRs •When horizontal detection Angle: 90° •Detection distance: 40'(12m) •Horizontal zone: 7 zones •Downward zone: 7 zones	Single head Dual PIRs •When horizontal detection Angle: 90° •Detection distance: 40'(12m) •Horizontal zone: 7 zones •Downward zone: 7 zones		Vertical Installation •Wide Angle [Max. 10m(33')] •Curtain [Max. 10m(33')] •Long Range [Max. 20m(66')] Horizontal Installation •Vertical Curtain [Max. 3m(10')]
Coverage adjustment	Horizontal: 90 degrees Detection distance: 10' to 40' (3m to 12m) (Adjustable by changing the vertical angle of downward curtain)			Vertical Installation : Horizontal 180° : Downward 6° Horizontal Installation : Ceiling 60° : Wall 30°
Supply power	3V to 9VDC Alkaline or Lithium Battery			9V DC Alkaline or Lithium Battery
Operation voltage	2.3V to 10VDC			5V to 10VDC
Current consumption	35µA	5mA/3V (Test mode)		30µA(stand-by) 5mA(detection LED enable)
Operation	Solid State Switch N.C./N.O. selectable 10VDC · 0.01A Max •Alarm output One shot output when detecting human beings (approx. 2sec) •Tamper output Real time output · when the cover is detached from the unit · when the unit is detached from the installed wall or pole. · when compartment is separated from Back plate •Trouble output Real time output when the unit suffers functional trouble. (from terminal of Alarm)	Solid State Switch N.C./N.O. selectable 10VDC · 0.01A Max •Alarm output (Blue wires) One shot output when detecting human beings (approx. 2sec) Real time output •Tamper output (Green wires) Real time output · when the cover is detached from the unit •Trouble output Real time output when the unit suffers functional trouble. (from wire of Alarm)		CMOS output driven by 2V regulator •Alarm signal •Wire color : Yellow •When detection occurs : See the bottom for output signal pattern •When the unit suffers functional trouble : Real time output •Low battery signal •Wire color : Green •When the cover is detached from the unit : Real time output
Operation LED	Red LED •Blinking for approx. 1min at warming-up •Lighting for 1sec at detection during walk-test (LED lights only in a test-mode) •Blinking when trouble alarm is issued (Lights once every 5 sec)			Red LED •Light at detection
Sensitivity adjustment	Approx. 30% to 170% (by rotary switch)			•Approx.30% to 170%
Pulse count	Once/Three times selectable (by dip switch)			—
Alarm prohibition time	10sec/120sec/300sec/900sec selectable (by dip switches)			Less/60sec selectable (by switch)
Detection mode	AND/OR selectable	—	—	—
Ambient temperature	-4°F to +122°F (-20°C to +50°C)			
Mounting position	Indoor/Outdoor [Wall or Pole]			Vertical Installation ·Indoor/Outdoor Horizontal Installation ·Indoor
Weight	20oz (620g)	18oz (560g)	14.1oz (400g)	7.7oz (220g)
Appearance	Body: AES resin Lenses: PE resin			Cover:PE resin(white) Body:AES resin(white)
Accessories	Pole attachment: 2sets Area masking sheet	Mounting screw: 2pcs 9VDC battery harness : 1pc	Adhesive sheet: 1pc B.T.Killer:1pc	Adhesive sheet: 1pc Mounting screw: 2pcs Battery holder: 1pc Area masking sheet: 1pc
Optional	Dual CR-123 Battery Holder (parallel)		Wall mount attachment (BW-24) Pole attachment (BP-22)	Pole cover(BP-11), Wall mount attachment(BW-14), Magnetic sheet(BR-M5), Pole attachment(BP-12)

TAKEX

In Japan

Takenaka Engineering Co., Ltd.
 83-1, Gojo-sotokan,
 Higashino, Yamashina-ku,
 Kyoto 607-8156, Japan
 Tel : 81-75-501-6651
 Fax : 81-75-593-3816
<http://www.takex-eng.co.jp>

In the U.S.

Takex America Inc.
 3350, Montgomery Drive,
 Santa Clara,
 CA 95054, U.S.A.
 Tel : 408-747-0100
 Fax : 408-734-1100
<http://www.takex.com>

In Australia

Takex America Inc.
 Unit 16, 35 Garden Road,
 Clayton 3168 Victoria,
 Australia
 Tel : 03-9546-0533
 Fax : 03-9547-9450

Takex America Inc.
 Brisbane office : 1/50 Logan
 Road, Woolloongabba
 Queensland
 4102, Australia
 Tel : 07-3891-3344
 Fax : 07-3891-3355

In the U.K.

Takex Europe Ltd.
 Takex House, Aviary Court,
 Wade Road, Basingstoke,
 Hampshire, RG24 8PE, U.K.
 Tel : (+44) 01256-475555
 Fax : (+44) 01256-466268
<http://www.takexurope.com>